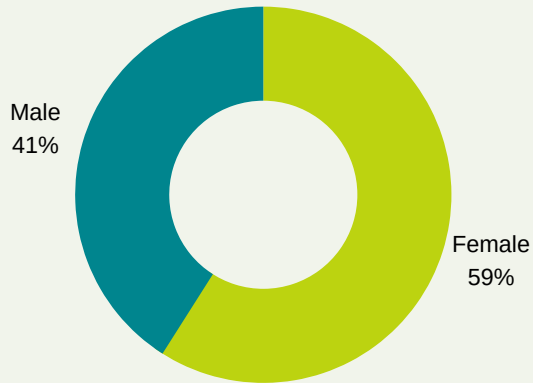


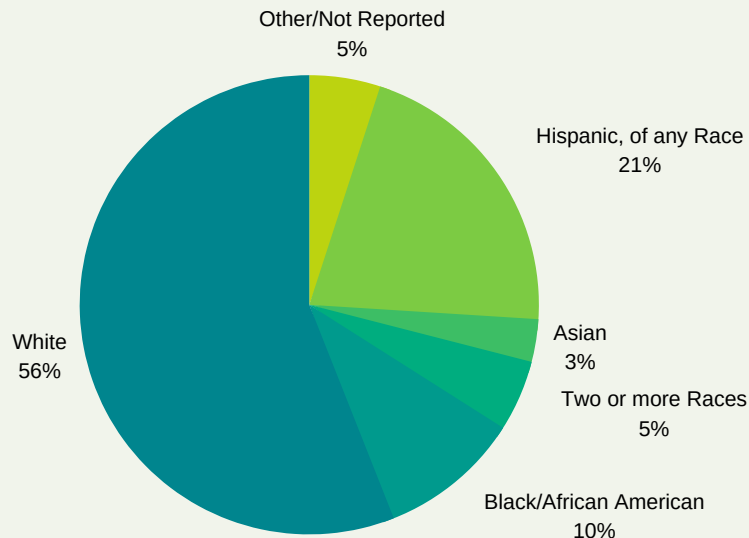
# COMMUNITY COLLEGE OF RHODE ISLAND SPRING 2018 ENROLLMENT

Office of Institutional Research and Planning  
(data as of February 8, 2018)

## Gender



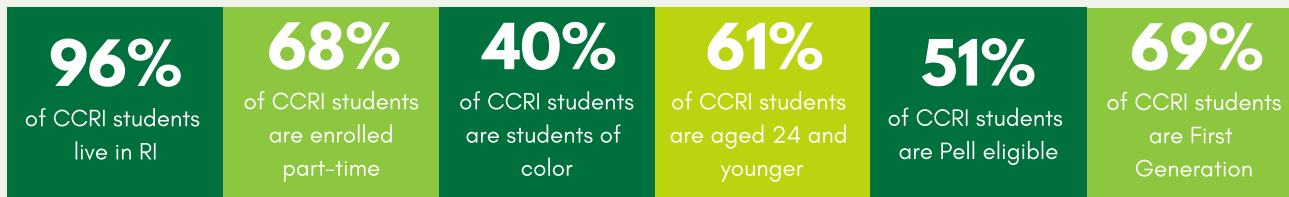
## Race/Ethnicity



## Residency STATE

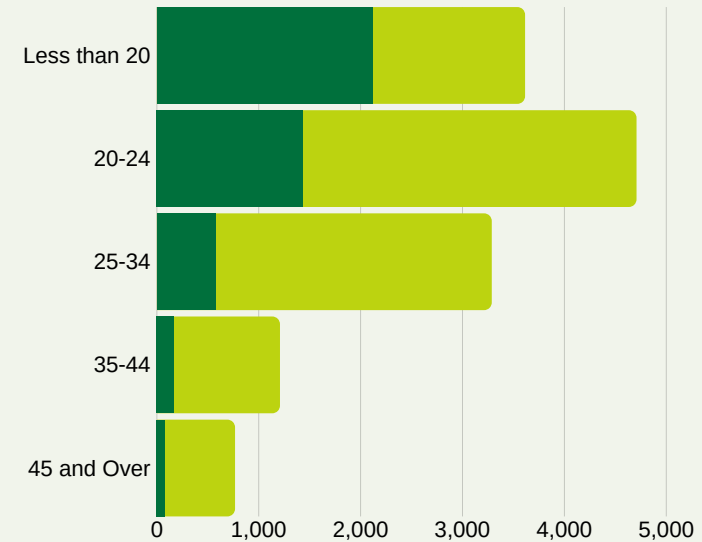
STATE	TOTALS
Rhode Island	13,031
Connecticut	89
Massachusetts	416
Other	29

## ENROLLMENT FAST FACTS



**Headcount Enrollment: 13,565**  
**FTE: 8,221**

## Enrollment by Age Group



AGE	FULL-TIME	PART-TIME	TOTAL
Less than 20	2,111	1,499	3,610
20-24	1,434	3,270	4,704
25-34	574	2,709	3,283
35-44	167	1,037	1,204
45 and over	79	684	763