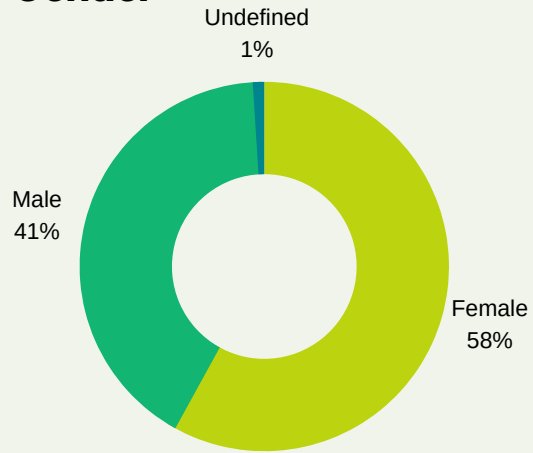


COMMUNITY COLLEGE OF RHODE ISLAND

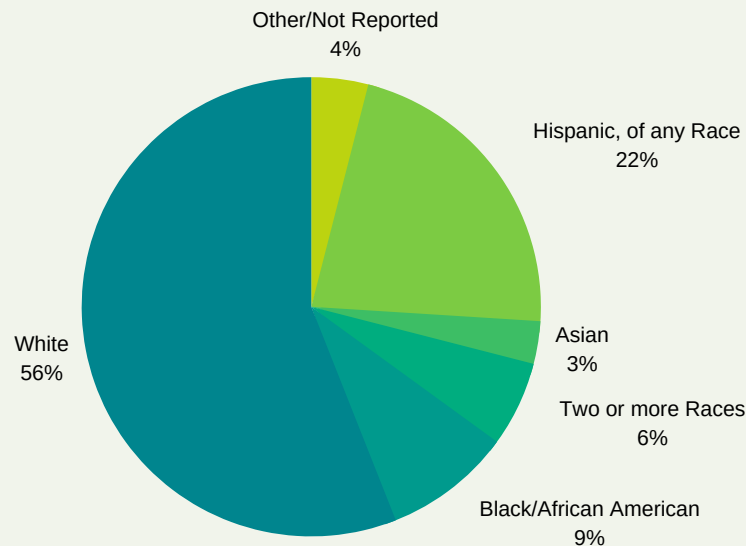
FALL 2018 ENROLLMENT

Office of Institutional Research and Assessment
(data as of September 24, 2018)

Gender



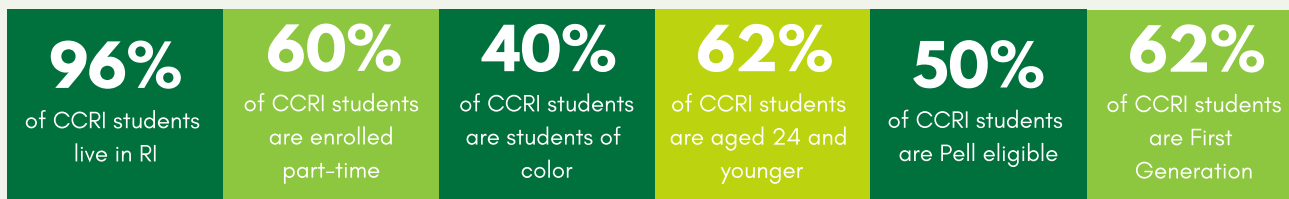
Race/Ethnicity



Residency STATE

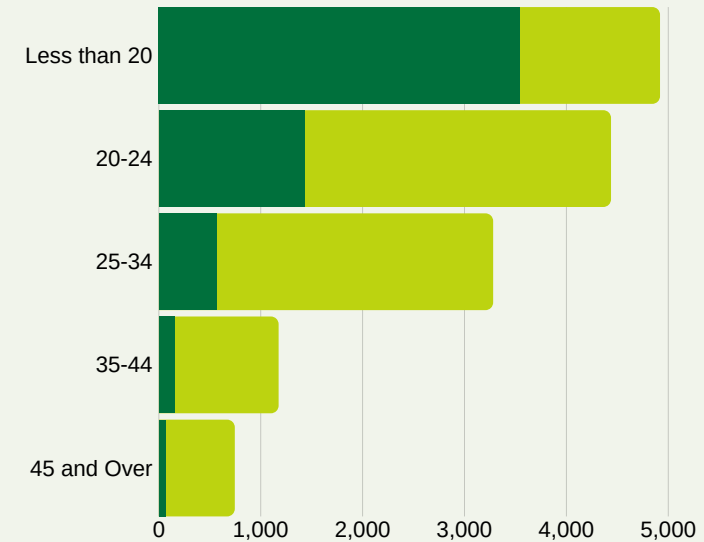
STATE	TOTALS
Rhode Island	13,951
Connecticut	85
Massachusetts	472
Other	31

ENROLLMENT FAST FACTS



Headcount Enrollment: 14,539
FTE: 9,513

Enrollment by Age Group



AGE	FULL-TIME	PART-TIME	TOTAL
Less than 20	3,541	1,374	4,915
20-24	1,426	3,008	4,343
25-34	568	2,709	3,277
35-44	155	1,016	1,171
45 and over	66	675	741