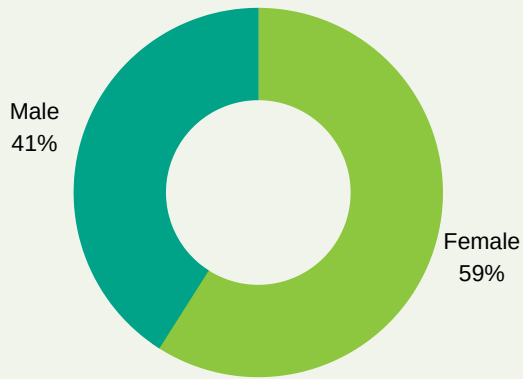


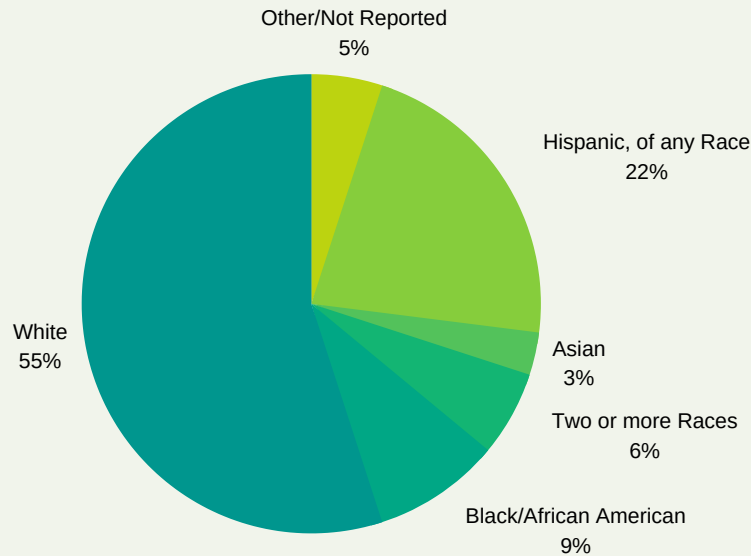
COMMUNITY COLLEGE OF RHODE ISLAND SPRING 2019 ENROLLMENT

Office of Institutional Research and Assessment
(data as of February 8, 2019)

Gender



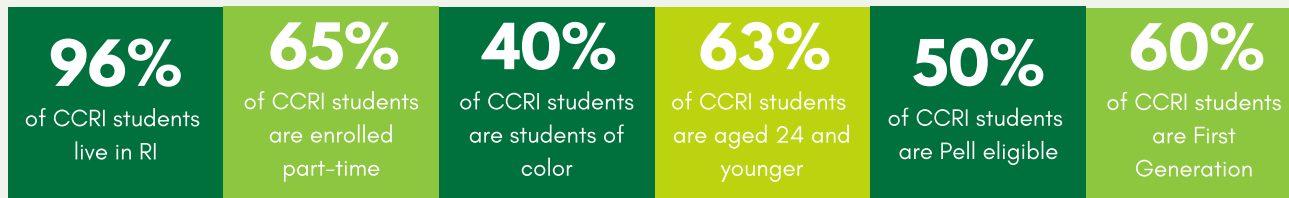
Race/Ethnicity



Residency STATE

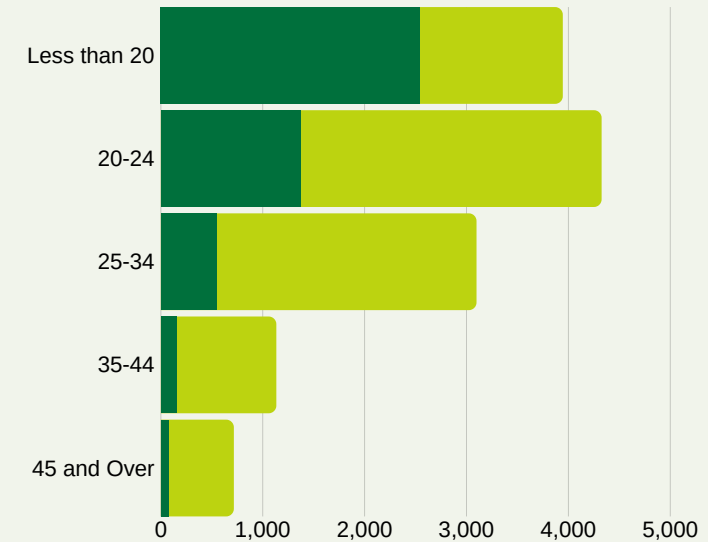
STATE	TOTALS
Rhode Island	12,627
Connecticut	67
Massachusetts	408
Other	30

ENROLLMENT FAST FACTS



Headcount Enrollment: 13,198
FTE: 8,264

Enrollment by Age Group



AGE	FULL-TIME	PART-TIME	TOTAL
Less than 20	2,540	1,401	3,941
20-24	1,372	2,950	4,322
25-34	545	2,549	3,094
35-44	149	980	1,129
45 and over	78	634	712